


Agenda

Casper City Council Work Session
City Hall, Council Meeting Room
Tuesday, April 24, 2018, 4:30 p.m.



Work Session Meeting Agenda Items		Recommendation	Allotted Time	Beginning Time
Recommendations = Information Only, Move Forward for Approval, Direction Requested				
1.	Post Office Resolution (Carter Napier)	Direction Requested	20 min	4:30
2.	Financial Plan - Cost of Service & Rate Design for Water & Sewer (Andrew Beamer)	Move Forward for Approval	20 min	4:50
3.	Wyoming Association of Municipalities (WAM) Funding (Carter Napier)	Direction Requested	20 min	5:10
4.	Casper Area Economic Development Alliance (CAEDA) Funding (Carter Napier)	Direction Requested	20 min	5:30
5.	Agenda Review	Information Only	20 min	5:50
6.	Legislative Update	Information Only	20 min	6:10
7.	Council Around the Table	Information Only	45 min	6:30
Approximate Ending Time				7:15

April 17, 2018

MEMO TO: His Honor, Mayor Ray Pacheco, and Members of City Council
FROM: J. Carter Napier, City Manager 
SUBJECT: Westside Post Office Resolution

Meeting Type & Date

Work Session Meeting, April 24, 2018

Recommendation

Move forward for approval.

Summary

In light of the recent closure Casper resident, Brian G. Clark sees the need for a post office on the West Side of Casper. He would like the City of Casper's support in this request to the Federal Delegation.

Previously, there had been a post office located in Smith's Grocery store at 2405 CY Avenue. The closure of this post office has forced a number of Casper citizens either to drive to the main post office on Forest Drive or to utilize the small post office in Mills. Mr. Clark and other residents believe a post office on Casper's West Side would better serve the citizens of Casper.

Financial Considerations

No financial considerations

Oversight/Project Responsibility

J. Carter Napier, City Manager, Sponsored by Councilman Charlie Powell

Attachments

Attached research by Brian G. Clark, proposed resolution.

RESOLUTION NO. _____

A RESOLUTION SUPPORTING THE CONSTRUCTION OF A
UNITED STATES POST OFFICE ON CASPER'S WESTSIDE.

WHEREAS, previously, there was a post office branch on the West Side of
Casper; and,

WHEREAS, the West Side branch has been closed, forcing a significant number
of citizens to utilize the undersized Mills Post Office or drive a much longer distance to the main
office; and,


WHEREAS, The City Council believes a West Side post office is warranted to
serve the number of citizens living in this area.

NOW, THEREFORE, BE IT RESOLVED BY THE GOVERNING BODY OF
THE CITY OF CASPER, WYOMING: That the Casper City Council requests Wyoming's
federal delegation support the opening of a Federal Post Office located in the western part (Ward
II) of Casper.

SPONSORED BY Councilman Charlie Powell

PASSED, APPROVED, AND ADOPTED this ____ day of _____, 2018.

APPROVED AS TO FORM:



ATTEST:

CITY OF CASPER, WYOMING
A Municipal Corporation

Fleur D. Tremel
City Clerk

Ray Pacheco
Mayor

Post Office Research – Conducted by Brian G. Clark

As requested by the Mayor and City Council of Casper on 20 March 2018, I researched three subjects: (1) the presence and use of Post Office buildings in other cities, each of which has a population and geography similar to Casper; (2) the volume of mail handled by the Postal Station at Smith's Food and Drug in Casper; and (3) public sentiments about having a full-service Post Office in West Casper. The results of this research are described below.

Post Offices in Other Cities

1. Grand Junction, Colorado

Population: 61,881

No. of Post Offices: Two are located within Grand Junction that provide rental boxes and retail services. Two other locations within Grand Junction provide either business mail or carrier service, but they do not provide retail services.

Fruita, Palisade, Clifton, Mack, and Loma, which are communities near Grand Junction, along the Colorado River, have their own Post Offices. These provide retail services. The distance from Mack on the west side of the area, to Palisade on the east is 32.5 miles. Grand Junction is somewhat centered between these two smaller communities. This means full-service postal services are provided approximately every 4.6 miles in the Grand Junction metropolitan area.

2. Great Falls, Montana

Population: 58,505

No. of Post Offices: Three within city limits that provide retail service. The city is just over 10 miles wide (International Airport to Malmstrom Air Force Base). While Great Falls' geography and population approximates that of Casper, the population is not spread out as much.

3. Missoula, MT

Population: 72,364

No. of Post Offices: Three actual Post Offices that provide retail services, plus two contract stations (like the Smith's Food & Drug service was, in Casper, before it closed.) Missoula is approximately 22 miles wide, including East Missoula.

Smith's Postal Station Mail Volume – by Brian G. Clark

I was not able to obtain a volume figure from either Smith's Food and Drug or the U.S. Postal Service, although both organizations were contacted for that purpose. The Smith's manager said one of their employees was devoted to the station 6 days per week for a full shift. Postal duties occupied the work time of this employee most of the time. However, in fairness, this employee also occasionally sold lottery tickets, cashed checks, and received return items, etc. The postal duties were considered full-time.

Citizen Input Regarding Postal Needs – by Brian G. Clark

In order to account for the extensiveness of West Casper and the diversity of the people there, stratified random sampling was used to collect postal patron feedback from most of the neighborhoods in West Casper. Time constraints did not allow for data collection in the upper Sunrise area and the Westridge and Fort Casper neighborhoods. However, the survey was administered at homes on the west side of the ridge that runs along the Sunrise subdivisions, and among residents of the area contiguous to CY Avenue (southside), which is near Westridge and Fort Casper neighborhoods. The stratified random sample was used to provide more representative data, than would be obtained by merely hanging a questionnaire at some local establishments, to be answered by postal patrons who desired to participate.

The actual populations of each of these neighborhoods is unknown. However, it was felt that Paradise Valley and the neighborhood on the northwest side of the river (River West Addition, etc.) are a little larger than the other neighborhoods. Therefore, feedback was sought and received from a few more citizens in those areas. Feedback was also obtained from some residents who live immediately beyond the western boundaries of Casper City, inasmuch as they were considered to be postal patrons that had interest in the survey, and they live in neighborhoods with sizeable populations. The experience of gathering the data supported this effort, as considerable interest was shown by those residents. One additional respondent was from Bessemer Bend.

The survey data was collected by visiting the homes of the participants between the hours of 9:00 AM and 8:30 PM, over a five-day period. It may seem surprising that a good mix of male and female respondents, as well as working-age respondents could be obtained in the earlier hours of the day. However, it was noticed that this did occur. The hour of the day seemed to have no bearing on these factors.

The patrons who participated in the survey included 204 adults of all ages and backgrounds, most of whom live in Casper. All of the participants were asked to respond to two questions, which were:

Question 1: Would you like to have a full-service Post Office Building in West Casper?

Question 2: If a full-service Post Office building were to be located in West Casper, would you use it for postal services?

The survey results were as follows:

Question 1:

Yes: 188 (92.6 percent)

No: 15

Did not Answer: 1

Question 2:

Yes: 190 (93.1 percent)

No: 14

15 people abstained from participating in the survey

The reasons for not wanting a Post Office in West Casper were not tallied. However, I observed that they could be categorized primarily as: (1) The Mills Post Office is sufficient for this side of town; (2) Concern over the cost of providing another Post Office; and (3) The services wouldn't be used by the individual answering the survey, because he or she doesn't utilize Post Office services.

Copies of the survey responses are being provided to the Casper Mayor and City Council, and the County Commission. The survey results support the conclusion that area postal patrons overwhelmingly favor the presence of a full-service Post Office in West Casper.

Brian G. Clark

Casper Postal Patron Survey

Question 1: Would you like to have a full-service Post Office Building in West Casper?

Question 2: If a full-service Post Office building were to be located in West Casper, would you use it for postal services?

DATE	PRINTED NAME	SIGNATURE	ADDRESS	QUESTION 1		QUESTION 2	
				YES	NO	YES	NO
4-11-2018	Marjorie Clark	<i>Marjorie Clark</i>	2120 Jonquil St. Casper 82604	X		X	
4-11-18	Vicki L Imus	<i>Vicki Imus</i>	2134 Jonquil Casper 82604	X		X	
4-11-18	Ronald E Imus	<i>Ronald E Imus</i>	2134 Jonquil ST Casper 82604	X		X	
4-11-18	Tom Alm	<i>Tom Alm</i>	2167 Jonquil St Casper 82604	X		X	
4/11/18	Roy McDaniel	<i>Roy McDaniel</i>	2207 Jonquil St Casper 82604	X		X	
4/11/18	Jennifer Cole	<i>Jennifer Cole</i>	2224 Jonquil Casper 82604	X		X	
4/11/18	Shannon Cole	<i>Shannon Cole</i>	2224 Jonquil Casper 82604	X		X	
4/11/18	JASON FOERY	<i>Jason Foery</i>	2226 Lilac St Casper 82604	X		X	
4/11/18	Fernando Gomez	<i>Fernando Gomez</i>	2186 Lilac St Casper 82604	X		X	
4/11/18	DEBORA STEPHENS	<i>Debora Stephens</i>	2135 Lilac Casper 82604	X		X	
4/11/18	JEFF REIMERS	<i>Jeff Reimers</i>	2135 LILAC CASPER 82604	X		X	
4/11/18	Noelle Clark	<i>Noelle Clark</i>	2082 Lilac Casper 82604	X		X	
4/11/18	Lacey Ramos	<i>Lacey Ramos</i>	1989 Glendo Casper 82604	X		X	
4/11/18	Aubrey Hobbs	<i>Aubrey Hobbs</i>	1535 Begonia St Casper 82604	X		X	
4/11/18	Ethan Yunker	<i>Ethan Yunker</i>	1536 Begonia St	X		X	
4/11/18	Jason Riddle	<i>Jason Riddle</i>	1946 Begonia St	X		X	
4/11/18	Harold Clayton	<i>Harold Clayton</i>	1670 Begonia		X		X
				Yes 16	No 1	Yes 16	No 1

Casper Postal Patron Survey

Question 1: Would you like to have a full-service Post Office Building in West Casper?

Question 2: If a full-service Post Office building were to be located in West Casper, would you use it for postal services?

DATE	PRINTED NAME	SIGNATURE	ADDRESS	QUESTION 1		QUESTION 2	
				YES	NO	YES	NO
4-11-18	Susan Foery	[Signature]	2246 Lilac St.	✓		✓	
4/11/18	Jason Johnson	[Signature]	2107 Jonquil St.	✓		✓	
4/11/18	Chasity Johnson	Chasity Johnson	2107 Jonquil St.	✓		✓	
4/11/18	Tim Ehlin	[Signature]	2095 Sunflower	✓		✓	
4.11.18	Teri Cross	Teri Cross	2096 Sunflower	✓		✓	
4/11/18	Randy Kindel/Fricia	[Signature]	2119 Sunflower	✓		✓	
4-11-18	Gary [Signature]	[Signature]	2162 Sunflower	✓		✓	
4-11-18	Kevin [Signature]	[Signature]	2172 Sunflower	✓		✓	
4/11/18	Bill Powell	William Powell	116 Riverbend	✓		✓	
4/11/18	Rhonda Cissna	[Signature]	127 W Riverbend	✓		✓	
4/11/18	Mary Sue	Mary Sue	131 W. Riverbend	✓		✓	
4/11/18	KARY DORN	[Signature]	146 Indian Paintbrush	✓		✓	
4-11-18	DELMA PALMER	Delma Palmer	116 Morning Glory	✓		✓	
4-14-18	Shirley Russell	Shirley M. Russell	151 Valley Dr.	✓		✓	
4-14-18	Nancy Berry	Nancy Berry	143 Marigold	✓		✓	
4-14-18	Jeff Hancock	Jeff Hancock	135 W. Rock	✓		✓	
4-14-18	Justin Limmer	[Signature]	131 Marigold St	✓		✓	
				Yes 17	No 0	Yes 17	No 0

Casper Postal Patron Survey

Question 1: Would you like to have a full-service Post Office Building in West Casper?

Question 2: If a full-service Post Office building were to be located in West Casper, would you use it for postal services?






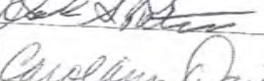



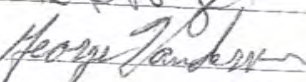
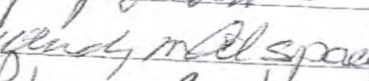
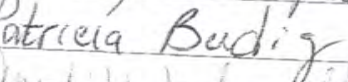

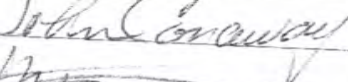


DATE	PRINTED NAME	SIGNATURE	ADDRESS	QUESTION 1		QUESTION 2	
				YES	NO	YES	NO
4/12/18	Michael Magee	[Signature]	2122 W. Coffman Ave	X		X	
4/12/18	Sean Rye	[Signature]	2130 W. Coffman Ave	X		X	
4/12/18	James W. Bardgett	[Signature]	2046 Sage Ave	+		+	
4/12/18	Mary Ann Hagler	[Signature]	2047 Sage Ave	X		X	
4/12/18	Kurt Zigie	[Signature]	2100 Sage Ave	X		X	
4/12/18	Marie Yates	[Signature]	2144 Sage Ave	X		X	
4/12/18	Teresa Simhaan	[Signature]	111 Casper Valley	X		X	
7/12/18	Diana Johnston	[Signature]	Essex	X		X	
4/12/18	Lauren Robinson	[Signature]	2221 2121 Essex Ave	X		X	
04/12/18	James G. Patton	[Signature]	2130 ESSEX Ave.	X		X	
5-12-18	FRANK COSEW	[Signature]	2141 ESSEX Ave	X		X	
4/12/18	Edna Disney	[Signature]	2015 ESSEX Ave	X		X	
4/12/18	SHERY FICKES	[Signature]	2201 Dorser Ave	X		X	
4/12/18	Louise Patton	[Signature]	1750 W Coffman Ave	X		X	
4-12-18	Joyce LeForte	[Signature]	1745 W. Coffman Ave.	X		X	
4/12/18	Felicia Shaw	[Signature]	1731 W. Coffman Ave	X		X	
4/12/18	Richard Shaw	[Signature]		X		X	

Yes 17 No 0 Yes 17 No 0

Casper Postal Patron Survey

Question 1: Would you like to have a full-service Post Office Building in West Casper?

Question 2: If a full-service Post Office building were to be located in West Casper, would you use it for postal services?

DATE	PRINTED NAME	SIGNATURE	ADDRESS	QUESTION 1		QUESTION 2	
				YES	NO	YES	NO
4/12/18	Stan Martin		1982 N Lakewood Rd	X		X	
4/12/18	AARON LABAN		215 SUNFLOWER	X		X	
4/12/18	JD Vencill		57 Valley Drive	X		X	
4/12/18	Steven O'Neal		2971 Cotton Creek Place	X		X	
4/12/18	M. FONE		7278 Winesquite Ln.	X		X	
4/12/18	Deak Peterson		3159 Middle Springs Rd	X		X	
4/16/18	Carol Ann Dayton		6545 Westland Rd	X		X	
4-16-18	Tedman Yarger		6552 Westland Rd	X		X	
4-16-18	Tim McNierney		6577 Westland Rd	X		X	
4/16/18	Georg Vanderveen		6602 Westland Rd	X		X	
4/16/18	Wendy Malspach		4542 Monument Rd	X		X	
4/16/18	Patricia Budig		4557 Monument Rd	X		X	
4/16/18	Ann Weckwerth		4633 S. Monument	X		X	
4-16-18	JOHN CONAWAY		12065 El Rio Road	X		X	
4/16/18	Michael Stedillic		6796 Terrace Dr		X		X
4/16/18	Teri Huntington		6552 Terrace Drive	X		X	
			4661 Smoke Ridge Rd	X		X	

Yes 15 No 1 Yes 16 No 1

Casper Postal Patron Survey

Question 1: Would you like to have a full-service Post Office Building in West Casper?

Question 2: If a full-service Post Office building were to be located in West Casper, would you use it for postal services?

DATE	PRINTED NAME	SIGNATURE	ADDRESS	QUESTION 1		QUESTION 2	
				YES	NO	YES	NO
4/13/18	Joe Richardson		2263 W 45th	X		X	
4-13-18	Jochen Spoerlein		2500 W 45th	X		X	
4-13-18	Adam Jackson		4450 Cardinal Ct.	X		X	
4-13-18	April Crow		4360 Cardinal Ct		X		X
4/13/18	Michael McCord		4361 Cardinal Ct.		X		X
4/13/18	Connor Yang		4341 Cardinal Ct.	X		X	
4/13/18	JANE MURRELL		4340 Cardinal Ct.	X		X	
4-13-18	Connie BOWERS		4430 Sunrise Dr.	X		X	
4/13/18	Josh Longhurst		4440 Sunrise Dr.	X		X	
4/13/18	Kim Longhurst		4440 Sunrise Dr.	X		X	
4/13/18	LeAnn Dinnel		4450 Sunrise Dr.	X		X	
4/13/18	Shawn Eisnerich		3881 Valley RD	X		X	
4-13-18	Joe Siskman		1951 W 38th Street	X		X	
4/13/18	MIKE BLANDA		1931 W. 38TH ST.		X		X
4/13/18	Jeannie Lundahl		3760 Carmel Dr	X		X	
4/13/18	BRUCE ENGLISH		3761 Carmel Dr	X		X	
4/13/18	R HUMBLE		3741 Carmel Dr	X		X	


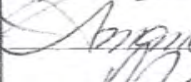
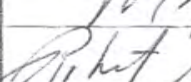
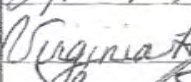

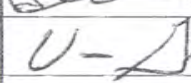





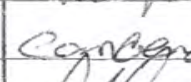
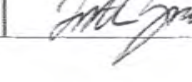


Yes 14 No 3 Yes 14 No 3

Casper Postal Patron Survey

Question 1: Would you like to have a full-service Post Office Building in West Casper?

Question 2: If a full-service Post Office building were to be located in West Casper, would you use it for postal services?

QUESTION 1 QUESTION 2

DATE	PRINTED NAME	SIGNATURE	ADDRESS	YES	NO	YES	NO
4/13/18	BRIAN CARTY		3920 Fox		X	X	
4-13-18	Amanda Wardell			✓		✓	
4-13-18	Nichole Collier		4081 Fox	✓		✓	
4-13-18	Robert Bancroft		4031 BEAVER	✓		✓	
4-13-18	VIRGINIA HOWARD		4031 BEAVER	✓		✓	
4-13-18	Tom Lancaster		4014 BEAVER	✓		✓	
4-13-18	Debbie Hill		4022 Beaver	✓		✓	
4-13-18	VAN GALLOWAY		4023 BEAVER	✓		✓	
4-13-18	RAY YANKOWSKI		4110 FOX ST	✓		✓	
4-13-18	Jeff Dickinson		3820 Eagle dr	✓		✓	
4-13-18	Jeralyn Baysinger		4410 Puma Dr	✓		✓	
4-13-18	Steve Johnson		3920 West 45th St.	✓		✓	
4-13-18	NANCY JOHNSON		3920 West 45th St.	✓		✓	
4-13-18	Keith Jacobs		3736 W 45 ST	✓		✓	
4-13-18	Cheryl Hackett		4441 Moose	✓		✓	
4-13-18	Camden Connors		3710 Eagle Pr	✓		✓	
4-13-18	Scott Gorrie		3630 Ermine circle		✓	✓	

Yes 15 No 2 Yes 17 No 0

Casper Postal Patron Survey

Question 1: Would you like to have a full-service Post Office Building in West Casper?

Question 2: If a full-service Post Office building were to be located in West Casper, would you use it for postal services?

DATE	PRINTED NAME	SIGNATURE	ADDRESS	QUESTION 1		QUESTION 2	
				YES	NO	YES	NO
4-14-18	Troy Inhl		5920 S. Walnut	<input checked="" type="checkbox"/>	<input type="checkbox"/>	<input type="checkbox"/>	<input type="checkbox"/>
4/14/2018	Lindsey Reiss		3589 Trappers Trail	<input checked="" type="checkbox"/>	<input type="checkbox"/>	<input checked="" type="checkbox"/>	<input type="checkbox"/>
4/14/2018	Jon Fankhauser		3576 Trappers Trail	<input checked="" type="checkbox"/>	<input type="checkbox"/>	<input checked="" type="checkbox"/>	<input type="checkbox"/>
4-14-18	Robert Ward		3540 Trappers Tr.	<input checked="" type="checkbox"/>	<input type="checkbox"/>	<input checked="" type="checkbox"/>	<input type="checkbox"/>
4/14/18	Michael Dollins		3493 Applegate Dr.	<input checked="" type="checkbox"/>	<input type="checkbox"/>	<input checked="" type="checkbox"/>	<input type="checkbox"/>
4/14/18	Roni Hand		3489 Applegate Dr.	<input checked="" type="checkbox"/>	<input type="checkbox"/>	<input checked="" type="checkbox"/>	<input type="checkbox"/>
4-14-18	Weston Handorf		3475 Applegate Dr.	<input checked="" type="checkbox"/>	<input type="checkbox"/>	<input checked="" type="checkbox"/>	<input type="checkbox"/>
4/14	SCOTT MAYHEAN		715 TREETON	<input checked="" type="checkbox"/>	<input type="checkbox"/>	<input checked="" type="checkbox"/>	<input type="checkbox"/>
4-14-18	David Walters		4593 Shamrock Rd.	<input checked="" type="checkbox"/>	<input type="checkbox"/>	<input checked="" type="checkbox"/>	<input type="checkbox"/>
4-14-18	Stacy Nelson		6687 Shamrock Rd	<input checked="" type="checkbox"/>	<input type="checkbox"/>	<input checked="" type="checkbox"/>	<input type="checkbox"/>
4/14/18	Brad Thurman		6661 Shamrock Rd	<input checked="" type="checkbox"/>	<input type="checkbox"/>	<input checked="" type="checkbox"/>	<input type="checkbox"/>
4/14/18	Antia Fitzgerald		6674 Shamrock Rd.	<input checked="" type="checkbox"/>	<input type="checkbox"/>	<input checked="" type="checkbox"/>	<input type="checkbox"/>
4/14/18	Cody Flynn		6683 W Shamrock	<input checked="" type="checkbox"/>	<input type="checkbox"/>	<input checked="" type="checkbox"/>	<input type="checkbox"/>
4/14/18	William Grant		6713 W Shamrock	<input checked="" type="checkbox"/>	<input type="checkbox"/>	<input checked="" type="checkbox"/>	<input type="checkbox"/>
4-14-18	JOHN ANTONOVICH		4068 MONUMENT RD.	<input checked="" type="checkbox"/>	<input type="checkbox"/>	<input checked="" type="checkbox"/>	<input type="checkbox"/>
4/14/18	Dotty Stubbs		6738 W. Riverside Dr	<input checked="" type="checkbox"/>	<input type="checkbox"/>	<input checked="" type="checkbox"/>	<input type="checkbox"/>
4-14-18	Ken Stubbs		6738 W Riverside Dr	<input checked="" type="checkbox"/>	<input type="checkbox"/>	<input checked="" type="checkbox"/>	<input type="checkbox"/>

Yes 17 No 0 Yes 17 No 0

Casper Postal Patron Survey

Question 1: Would you like to have a full-service Post Office Building in West Casper?

Question 2: If a full-service Post Office building were to be located in West Casper, would you use it for postal services?

DATE	PRINTED NAME	SIGNATURE	ADDRESS	QUESTION 1		QUESTION 2	
				YES	NO	YES	NO
4/14/18	Jennifer Parkhill	Jennifer Parkhill	3559 meadowlark Dr.	✓		✓	
4-14-18	Chris Bauer	Chris Bauer	3558 meadowlark		✓		✓
4-14-18	Lela Phillips	Lela Phillips	3556 meadowlark	✓		✓	
4-14-18	Cathy Dierenfeldt	Cathy Dierenfeldt	3553 Meadowlark Dr.	✓		✓	
4-14-18	Velda Phillips	Velda Phillips	3504 Partridge Ln	✓		✓	
4-14-18	Jamie Ferguson	Jamie Ferguson	3506 Partridge Ln	✓		✓	
4-14-18	Amber Watts	Amber Watts	3508 cottontail Ln	✓		✓	
4-14-18	Mia Allen	Mia Allen	3509 Quail Lane	✓		✓	
4/14/18	Don Sondquist	Don Sondquist	3512 Quail Ln	✓		✓	
4/14/18	FRED PARKS	Fred Parks	3517 Quail Ln.	✓		✓	
4/14/18	Josef Schulte	Josef Schulte	3516 Quail Ln	✓		✓	
4/14/18	Jacob Hensley	Jacob Hensley	3534 Partridge Ln.		✓		✓
4/14/18	Luelle Griffith	Luelle Griffith	3533 Partridge Ln.	✓		✓	
4/14/18	Emmett Dalgarn	Emmett Dalgarn	3539 Partridge Ln	✓		✓	
4-14-18	Neil Urwin	Neil Urwin	3593 meadowlark Dr.	✓		✓	
4-14-18	Dawn Wood	Dawn Wood	3023 Pheasant.	✓		✓	
4-14-18	Kelley Houseworth	Kelley Houseworth	304 Pheasant Dr.	✓		✓	

Yes 15 No 2 Yes 15 No 2

Casper Postal Patron Survey

Question 1: Would you like to have a full-service Post Office Building in West Casper?

Question 2: If a full-service Post Office building were to be located in West Casper, would you use it for postal services?

DATE	PRINTED NAME	SIGNATURE	ADDRESS	QUESTION 1		QUESTION 2	
				YES	NO	YES	NO
4/14/2018	Mike Neumiller	Mike Neumiller	730 Calle Bonita	✓		✓	
4/14/2018	Mat Hans	Mat Hans	711 Calle Bonita	✓		✓	
4/14/2018	Lois Rohrer	Lois Rohrer	3720 S. Oak	✓		✓	
4/14/2018	Howard Law	Howard Law	3800 S. Oak	✓		✓	
4/14/18	Sue Blomstrom	Sue Blomstrom	3820 S. Oak	✓		✓	
4/14/18	Lynette McAnay	Lynette McAnay	3348 Monte Vista Drive	✓		✓	
4/14/18	Wadison Fied	Wadison Fied	3800 Edgecrest Dr	✓		✓	
4/14/18	Teresa Bay	Teresa Bay	3318 Monte Vista	✓		✓	
4/14/18	Dustin Crane	Dustin Crane	3325 Aspen Dr.		✓		✓
4/14/18	Morgan E Ols	Morgan E Ols	1621 Goodstein	✓		✓	
4/14/18	Mitch Rouik	Mitch Rouik	1631 Goodstein		✓		✓
4/14/18	Alicia Alger	Alicia Alger	1641 Goodstein	✓		✓	
4/14/18	Georgia Phipps	Georgia Phipps	1421 Goodstein Dr.	✓		✓	
4/14/18	Wendy J. McCroskey	Wendy J. McCroskey	5830 S. Chestnut	✓		✓	
4/14/18	Brittany Borenz	Brittany Borenz	5910 S. Chestnut St	✓		✓	
4/14/18	LuAnn Trujillo	LuAnn Trujillo	5921 S. Chestnut	✓		✓	
4/14/18	Sandra Marquez	Sandra Marquez	5930 S. Walnut	✓		✓	

Yes 15 No 2 Yes 15 No 2










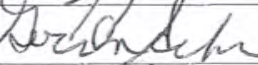




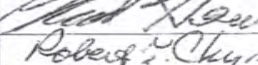
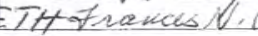

Casper Postal Patron Survey

Question 1: Would you like to have a full-service Post Office Building in West Casper?

Question 2: If a full-service Post Office building were to be located in West Casper, would you use it for postal services?

QUESTION 1

QUESTION 2

DATE	PRINTED NAME	SIGNATURE	ADDRESS	YES	NO	YES	NO
4-14-18	James Johnson		118 Valley Dr		X		X
4-14-18	Tom Rohrbach		112 Valley Dr	X		X	
4-14-18	Steven Laughrey		200 Columbine Dr	X		X	
4-14-18	Rickey Dockery		176 Columbine Dr.	X		X	
4-14-18	Pillan Neff		180 Columbine Dr.	X		X	
4-14-18	Tyler Savage		180 Columbine Dr.	X		X	
4-16-18	GALE KERBER		185 Aster St.	X		X	
4-16-18	DAN MACK		159 Aster St.	X		X	
4-16-18	Pauline Jhanda		246 Daisy St.	X		X	
4-16-18	Kimmy Amsworth		225 Daisy St	X		X	
4-16-18	Cordon Schoenover		222 Daisy	X		X	
4-16-18	Richard A. Martinez		205 Daisy	X		X	
4-16-18	Mitchell Telst		315 - Milbr	X		X	
4-16-18	Gothrie Shaw		283 Indian Paintbrush	X		X	
4-16-18	Ashley Houghton		263 Indian Paintbrush	X		X	
4-16-18	CHAD HEWARD		5585 PATHFINDER RD	X		X	
4-16-18	Bob & FRAN CHYNOWETH		33 VALLEY DR	X		X	


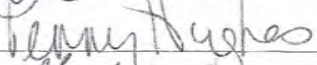



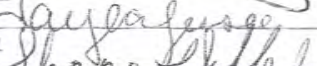
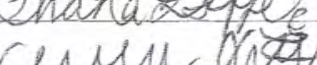










Yes 16 No 1 Yes 16 No 1

Casper Postal Patron Survey

Question 1: Would you like to have a full-service Post Office Building in West Casper?

Question 2: If a full-service Post Office building were to be located in West Casper, would you use it for postal services?

QUESTION 1 QUESTION 2

DATE	PRINTED NAME	SIGNATURE	ADDRESS	YES	NO	YES	NO
4/16/18	Laura Olson		3014 Indian Springs Dr.		X		X
4/16/18	Penny Hughes		3139 Middle Springs Rd	X		X	
4/16/18	SREG AYERS		6335 BRANDT ROAD	X		X	
4/16/18	El. Devos		3128 middle springs d.	X		X	
4/16/18	ROBERT E. GRAY		6561 S. Springs RD	X		X	
4/16/18	Taylor Jessee		6531 S springs Rd	X		X	
4/16/18	Shana Suttel		6521 S Springs Rd	X		X	
4/16/18	Andrea Noster		6451 S Springs Rd	X		X	
4-16-18	Kristina Barela		377 Cold Springs Rd	X		X	
4-16-18	Kawssa Attwood		6651 Monarch Ct.	X		X	
4-16-18	Kevin Zou		3320 whispering spring Rd	X		X	
4-16-18	Billy McCracken		6621 White Rock Rd	X			X
4-16-18	Scott Ryan		6620 White rock	X		X	
4-16-18	Greg Myron		6630 white rock	X		X	
4-16-18	James Carrico		6651 King Salmon Dr.	X			
4-16-18	DODD EDWARDS		3451 Whispering Springs Rd	X		X	
4-16-18	Kim Bradley		3471 whispering springs Rd	X		X	

Yes 16 No 1 Yes 15 No 2

Casper Postal Patron Survey


Question 1: Would you like to have a full-service Post Office Building in West Casper?


Question 2: If a full-service Post Office building were to be located in West Casper, would you use it for postal services?

QUESTION 1 QUESTION 2

DATE	PRINTED NAME	SIGNATURE	ADDRESS	YES	NO	YES	NO
4/14/18	May Jo Daniels	May Jo Daniels	6700 W. Riverside Dr.	✓		✓	
4/16/18	Linda Cornell	Linda Cornell	6280 Village Dr	✓		✓	
4/16/18	Randi Van Norman	Randi Van Norman	6390 Pittman Circle	✓		✓	
4-16-18	Louise Crowe	Louise Crowe	6337 Village Dr	✓		✓	
4-16-18	Christine DeBernardo	Christine DeBernardo	3036 Cabin Creek Pl.	✓		✓	
4-16-18	Robert DeBernardo	Robert DeBernardo	3036 Cabin Creek Pl	✓		✓	
4-16-18	Lewis Herrera	Lewis Herrera	3043 Cabin Creek Pl	✓		✓	
4-16-18	Rog Christman	Rog Christman	3019 " " "	✓		✓	
4-16-18	Gloria Christman	Gloria Christman	3019 Cabin Creek Pl.	✓		✓	
4-16-18	Gretchen Hogan	Gretchen Hogan	3025 " "	✓		✓	
4-16-18	Anna Gilleland	Anna Gilleland	2962 Mockingbird Trl	✓		✓	
4-16-18	Rebecca Johnson	Rebecca Johnson	2971 Mockingbird Trl	✓		✓	
4/16/18	Imeliess Herman	Imeliess Herman	2952 Mockingbird Trl	✓		✓	
4-16-18	Alex D. Herman	Alex D. Herman	2952 Mockingbird Trl.	✓		✓	
4-16-18	April Rogers	April Rogers	2873 Indian Springs Dr.		✗		✗
4-16-18	Robert Albending	Robert Albending	2866 Indian Springs Dr.	✓		✓	
4-16-18	Jaslin Ziken	Jaslin Ziken	2874 " " "		✗		✗
				Yes 15	No 2	Yes 15	No 2

April 11, 2018

MEMO TO: J. Carter Napier, City Manager 

FROM: Andrew Beamer, P.E., Public Services Director 
Bruce Martin, Public Utilities Manager

SUBJECT: Presentation of Raftelis Financial Consultants, Inc. System Investment Charge/Cost of Services Study

Meeting Type & Date
Council Work Session
April 24, 2018

Action Type
Direction Requested

Recommendation
That Council direct staff on future utility rate structure.

Summary
Raftelis Financial Consultants, Inc. (Raftelis) is currently under contract for providing a System Investment Charge/Cost of Services Study that will be used to determine future revenue requirements from system investment charges, and water and sewer rates. System investment charges (SIC), or tap fees, are a one-time fee charged for new water and sewer system connections. SIC revenues are used to recover costs of existing and future water and wastewater system capital improvements (i.e. – tanks, booster stations, transmission mains, sewer interceptors, lift stations, water and wastewater treatment plant expansions, etc.).

The City requested that Raftelis conduct a comprehensive water and sewer rate study. The scope of the study included designing alternative rate structures through which the City may elect to recover the costs of providing water and sewer service to their customers. Across the utility industry, a variety of rate structures are utilized to recover the costs of providing service. Utilities select the rate structure that best meets its objectives. These objectives may be financial characteristics, such as the stability of the revenue stream it produces, or these rate structures may be selected for attributes such as how it promotes values of the community, such as through affordability or conservation. In many cases, a rate structure is selected for how it combines a group of attributes that best meets the utility's and/or the community's priorities.

Raftelis has completed their scope of work associated with this study and has prepared a presentation for Council's information. The existing rate structure, with recently proposed rate increases, will be in place until January 2020. Staff requests Council's direction on the preferred rate structure to go into effect January 2020.

Financial Considerations
None

Oversight/Project Responsibility

Andrew Beamer, P.E., Public Services Director

Bruce Martin, Public Utilities Manager

Attachments

Raftelis Presentation

CITY OF CASPER

Water and Sewer System Investment Charge Update and Water and Sewer Utility Cost of Service Study

April 24, 2018



Agenda

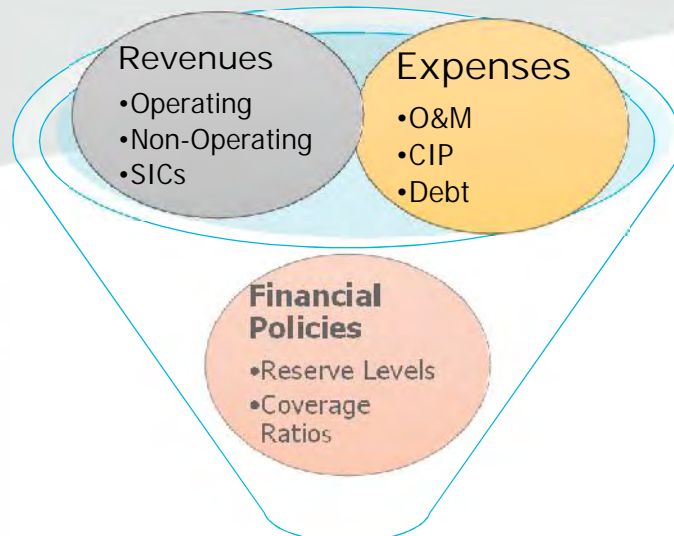
- Financial overview
- Water financial plan and cost of service
- Water rate design
- Typical monthly bill comparison
- Sewer financial plan and cost of service
- Water and sewer system investment charges



Water Financial Plan



Financial Plan Process



10-year Financial Plan



Annual Revenue Adjustments

- Project revenues and other sources
 - › Rate revenue using historical customer data
 - › SICs
 - › Other operating revenues
- Project operating expenses, debt service, and capital expenditures
- Develop the optimal mix of rate revenue and debt to fund capital projects that will:
 - › Meet reserve targets
 - › Meet annual O&M and debt service payments
 - › Fund current and future capital needs
 - › Minimize impact to customers
 - Strive for smooth and predictable revenue adjustments



Casper Water Utility Applies Industry Standard Metrics to Maintain Strong Financial Health

Target reserves

- Water operating reserve: 25% of O&M
- Water capital reserve: 1.5% net assets , WWDC debt service reserve

Debt service coverage

- Target of 1.20 for DSC ratio
- Higher DSC ratio enables greater cash financing of capital projects

Capital funding sources

- SRF low interest rate loans
- 1% Monies reduce rate funded capital spending

Financial maintenance

- Regular updates to financial plans
- Smooth and predictable revenue adjustments

Factors Influencing the Water Financial Plan

- CWRWS expenses are projected to grow 7% each of the next two years, and 3% annually thereafter
- CIP expenditures are consistently between \$4 - \$5 million
 - › 1% Monies are planned to pay for \$2.5 - \$3 million of water capital each year
 - › 1% Monies greatly reduce needed rate increases
- O&M expenses are inflated 3% each year
- Capital costs are inflated 3% each year
- No future debt is issued in the financial plan



Water Financial Plan Results

(\$ - millions)

	FY 18	FY 19	FY 20	FY 21	FY 22	FY 23	FY 24	FY 25	FY 26	FY 27
Rate Increase*	2%	1%	3%	3%	3%	3%	3%	3%	3%	3%
Fund Balance	\$14.2	\$12.2	\$11.9	\$11.4	\$11.0	\$10.4	\$9.7	\$8.9	\$8.1	\$7.0
Target Reserve	\$5.1	\$5.3	\$5.5	\$5.6	\$5.7	\$5.8	\$5.8	\$5.8	\$5.9	\$6.0
Balance Over/ (Under) Target**	\$9.0	\$6.8	\$6.4	\$5.8	\$5.3	\$4.6	\$3.9	\$3.2	\$2.3	\$1.1

*Rate increase in FY 18 planned for May 1, all other years occur on January 1.

** Numbers may not sum due to rounding.



Water Cost of Service



Cost of Service Analysis

The Goal is to Achieve Equity

Recover costs from users in proportion to their impact on system facilities and operations



Water Cost of Service Allocation



Adjusted FY 20 Water Cost of Service

Customer Class	FY 20 Cost of Service	Test Year Revenue at Existing Rates	% Change
Residential – Inside City	\$9,311,128	\$9,030,052	3.1%
Residential – Outside City	425,160	363,932	16.8%
Commercial – Inside City	2,202,061	2,281,653	(3.5%)
Commercial – Outside City	138,450	136,820	1.2%
Irrigation	978,450	804,270	21.7%
Flat Water	<u>4,140</u>	<u>947</u>	<u>337.3%</u>
Total	\$13,059,388	\$12,803,668	4.0%



Water Rate Design



Existing Water Rate Structure

- All retail customer classes have the same rate structure
- Outside City customers pay ~35% more than Inside City
- Monthly minimum charge includes a 1,500 gallon volume allowance
 - › Sewer volume allowance of 2,000 gallons
 - › Meters read volumes in 1,000 gallon increments
- Volume consumed beyond the volume allowance is charged at a uniform rate
 - › Increasing block rates can better promote conservation



Proposed Water Rate Structure

- Recovers class cost of service
- Residential Rate Structure
 - › Monthly minimum charge
 - Increase volume allowance to 4,000 gallons
 - › Volume rate
 - Two tiers: 4,000 – 20,000 gallons (efficient outdoor use), > 20,000 gallons (inefficient outdoor use)
- Commercial and Irrigation Rate Structure
 - › Monthly base charge
 - Eliminate the volume allowance
 - › Volume rate
 - Uniform volume rate



Proposed FY 20 Water Rate Structure

Fee	Residential – Inside City	Residential – Outside City	Commercial – Inside City, Irrigation	Commercial – Outside City
Minimum Charge	\$9.22	\$11.23	\$4.47	\$4.47
Volume Charge				
0 – 4 kgal	0.00	0.00	3.79	5.05
4 – 20 kgal	4.29	6.22	3.79	5.05
>20 kgal	5.72	8.29	3.79	5.05



Proposed FY 20 Water Rate Bill Impacts – Residential Inside City

Billed Volume (kgal)	Bill under Existing Rate Structure	Bill Under Proposed Rate Structure	Change
0	\$8.29	\$9.22	\$0.93
1	8.29	9.22	0.93
2	10.20	9.22	(0.98)
3	14.01	9.22	(4.79)
4	17.83	9.22	(8.61)
5	21.65	13.57	(8.08)
10	40.74	35.32	(5.42)
20	78.92	78.82	(0.10)
30	117.10	136.82	19.72



Proposed FY 20 Water Rate Bill Impacts – Commercial Inside City

Billed Volume (kgal)	Bill under Existing Rate Structure	Bill Under Proposed Rate Structure	Change
0	\$8.29	\$4.48	(\$3.81)
1	8.29	8.33	0.04
2	10.20	12.18	1.98
3	14.01	16.03	2.02
4	17.83	19.88	2.05
5	21.65	23.73	2.08
10	40.74	42.98	2.24
20	78.92	81.48	2.56
30	117.10	119.98	2.88



Sewer Collection Financial Plan



Sewer Collection Utility Applies Industry Standard Metrics to Maintain Strong Financial Health

Target reserves

- Sewer operating reserve: 25% of O&M
- Sewer capital reserve: 1.5% net assets

Debt service coverage

- Target of 1.20 for DSC ratio
- Higher DSC ratio enables greater cash financing of capital projects

Capital funding sources

- SRF low interest rate loans
- 1% Monies reduce rate funded capital spending

Financial maintenance

- Regular updates to financial plans
- Smooth and predictable revenue adjustments

Sewer Collection Utility Description

- The WWTP is managed as a separate fund from Sewer Collection
- “Wastewater treatment” is a line-item operating expense for Sewer Collection
- Raftelis did not develop a full financial plan for the WWTP fund
- Raftelis did make assumptions about WWTP funding and projected future treatment expenses based upon the WWTP CIP, operating expenses, and regional cost-sharing allocation schedules



Factors Influencing the Sewer Collection Financial Plan

- WWTP costs are the single largest operating expense for the sewer collection utility
- Two major capital projects planned for the WWTP
 - › North Platte Sanitary Sewer Rehab - \$7.9 million FY 21
 - › WWTP Secondary Upgrade - \$24.6 million FY 25
 - › Financial plan assumes SRF loans will pay for both projects
- Sewer CIP spending is generally between \$1.5 – 2.0 million each year
 - › 1% Monies of \$500,000/year from FY 20 onward will offset needed rate increases



Sewer Collection Financial Plan Results

(\$ - millions)

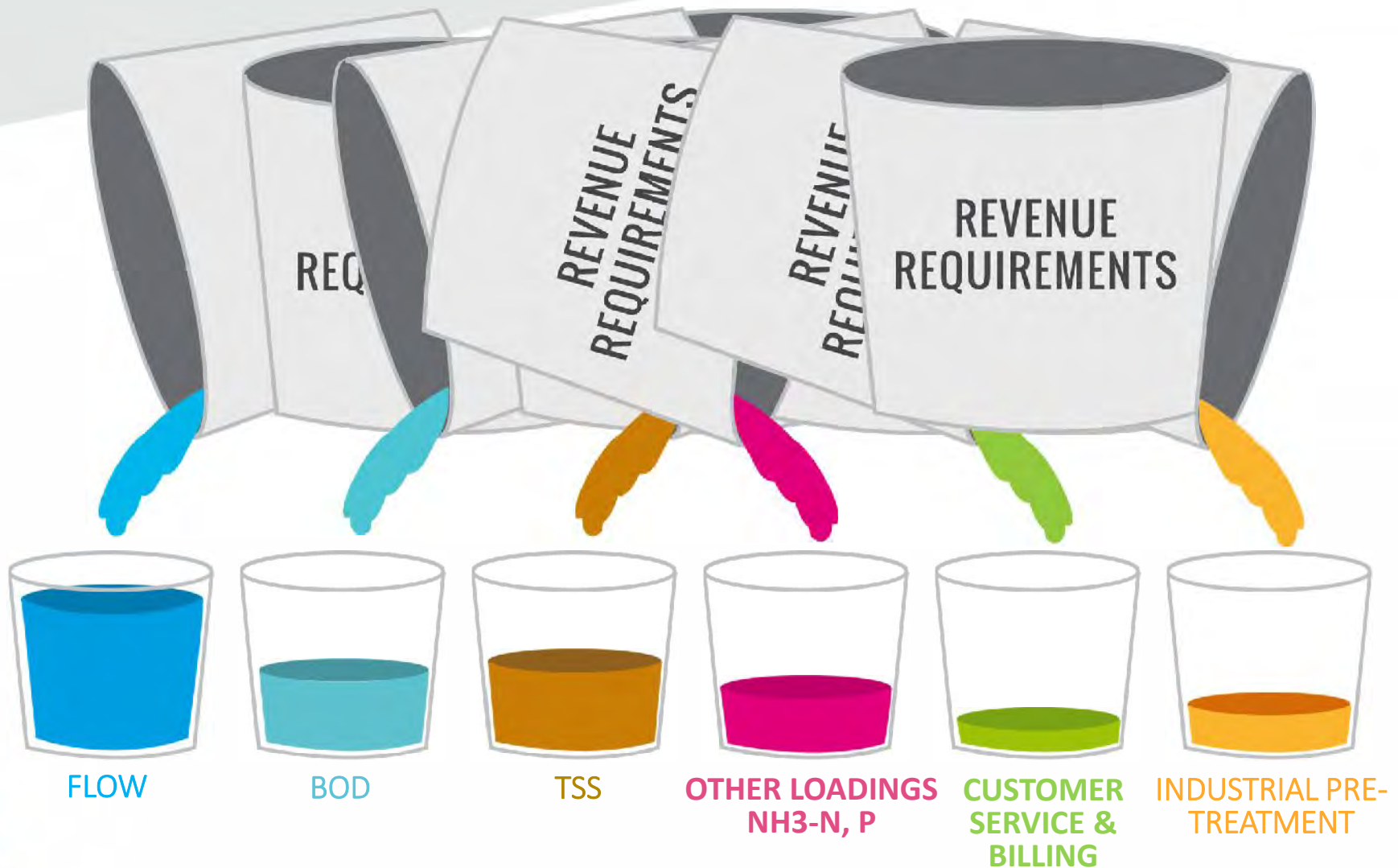
	FY 18	FY 19	FY 20	FY 21	FY 22	FY 23	FY 24	FY 25	FY 26	FY 27
Rate Increase	6.0%	7.0%	8.0%	8.0%	8.0%	8.0%	8.0%	0.0%	0.0%	0.0%
Fund Balance	\$5.6	\$4.5	\$2.8	\$3.0	\$3.4	\$2.7	\$4.9	\$3.1	\$3.6	\$3.9
Target Reserve	\$1.5	\$1.8	\$2.0	\$1.8	\$1.8	\$2.2	\$1.7	\$2.7	\$2.1	\$2.1
Balance Over/ (Under) Target	\$4.1	\$2.7	\$0.8	\$1.3	\$1.6	\$0.6	\$3.2	\$0.4	\$1.5	\$1.8



Sewer Collection Cost of Service



Sewer Collection Cost of Service Allocation



Adjusted Sewer Collection Cost of Service

Customer Class	FY 20 Cost of Service	Test Year Revenue at Existing Rates	% Change
Residential – Inside City	\$4,456,090	\$4,116,183	8.3%
Residential – Outside City	11,432	10,341	19.5%
Commercial – Inside City	1,821,560	1,524,499	10.6%
Commercial – Outside City	31,027	26,610	16.6%
Flat Sewer	<u>1,311</u>	<u>3,011</u>	<u>(56.5%)</u>
Total	\$6,321,420	\$5,680,644	11.3%



Sewer Collection Rate Design



Existing Sewer Collection Rate Structure

- All retail customer classes have the same rate structure
- Outside City customers pay ~35% more than Inside City
- Monthly minimum charge includes a 2,000 gallon volume allowance
- Volume consumed beyond the volume allowance is charged at a uniform rate



Sewer Collection Rate Structure

- Raftelis does not recommend changes to the existing rate structure
- Assumptions of wastewater discharge profiles do not support differentiation of rates by customer class
- Existing volume allowance is appropriate for the City's residential customers
- Uniform rates are appropriate for sewer rates
 - › “Conservation” is not usually a priority for sewer rates



System Investment Charges



What Is a System Investment Charge

- A one-time fee assessed to new development
- Recovers the cost of capacity required to serve new development
- Fee recoups capital expansion costs paid for by existing rate payers
- Fee must demonstrate rational nexus – reasonable relationship between cost and benefit received



System Investment Charge Process

$$\frac{\text{Value of Existing System Facilities - \$}}{\text{System Capacity}} \times \text{New 3/4" Customer Demands} = \text{3/4" SIC}$$

- Apply fee to meter size assessment schedule



SIC Calculation Approaches

- Must be a rational nexus between the SIC and the cost of serving new connections

- › Equity Buy-In Approach

- › Capacity Buy-In Approach

- › Incremental Approach

- › Hybrid Approach



Water SIC Calculation

Equity Buy-In Approach

Net Asset Value (RCNLD)	\$26,716,258
Current System Equivalent Residential Units	<u>28,158</u>
SIC per Equivalent Residential Unit	\$949
Current SIC	\$1,010
Difference - \$	(\$61)
Difference - %	(6%)



Water SIC Schedule

Meter Size (inches)	Meter Capacity Ratio	Existing Water SIC	Equity Buy-In Calculated SIC
3/4	1.0	\$1,010	\$949
1	1.6	1,690	1,518
1 1/2	2.0	3,360	1,898
2	6.4	5,385	6,074
3	12.8	10,775	12,147
4	20.0	21,210	18,980
6	40.0	47,135	37,960
8	64.0	80,800	60,736



Sewer Collection SIC Calculation

Equity Buy-In Approach

Net Asset Value (RCNLD)	\$7,445,867
Current System Equivalent Residential Units	<u>26,360</u>
SIC per Equivalent Residential Unit	\$282
Current SIC	\$285
Difference - \$	(\$3)
Difference - %	(1%)



Sewer Collection SIC Schedule

Meter Size (inches)	Meter Capacity Ratio	Existing Sewer SIC	Equity Buy-In Calculated SIC
3/4	1.0	\$285	\$282
1	1.6	476	451
1 1/2	2.0	949	564
2	6.4	1,519	1,805
3	12.8	3,326	3,610
4	20.0	5,700	5,640
6	40.0	11,876	11,280
8	64.0	17,100	18,048



WWTP SIC Calculation

Equity Buy-In Approach

Net Asset Value (RCNLD)	\$47,337,576
Current System Equivalent Residential Units	<u>31,222</u>
SIC per Equivalent Residential Unit	\$1,516
Current SIC	\$500
Difference - \$	\$1,016
Difference - %	203%



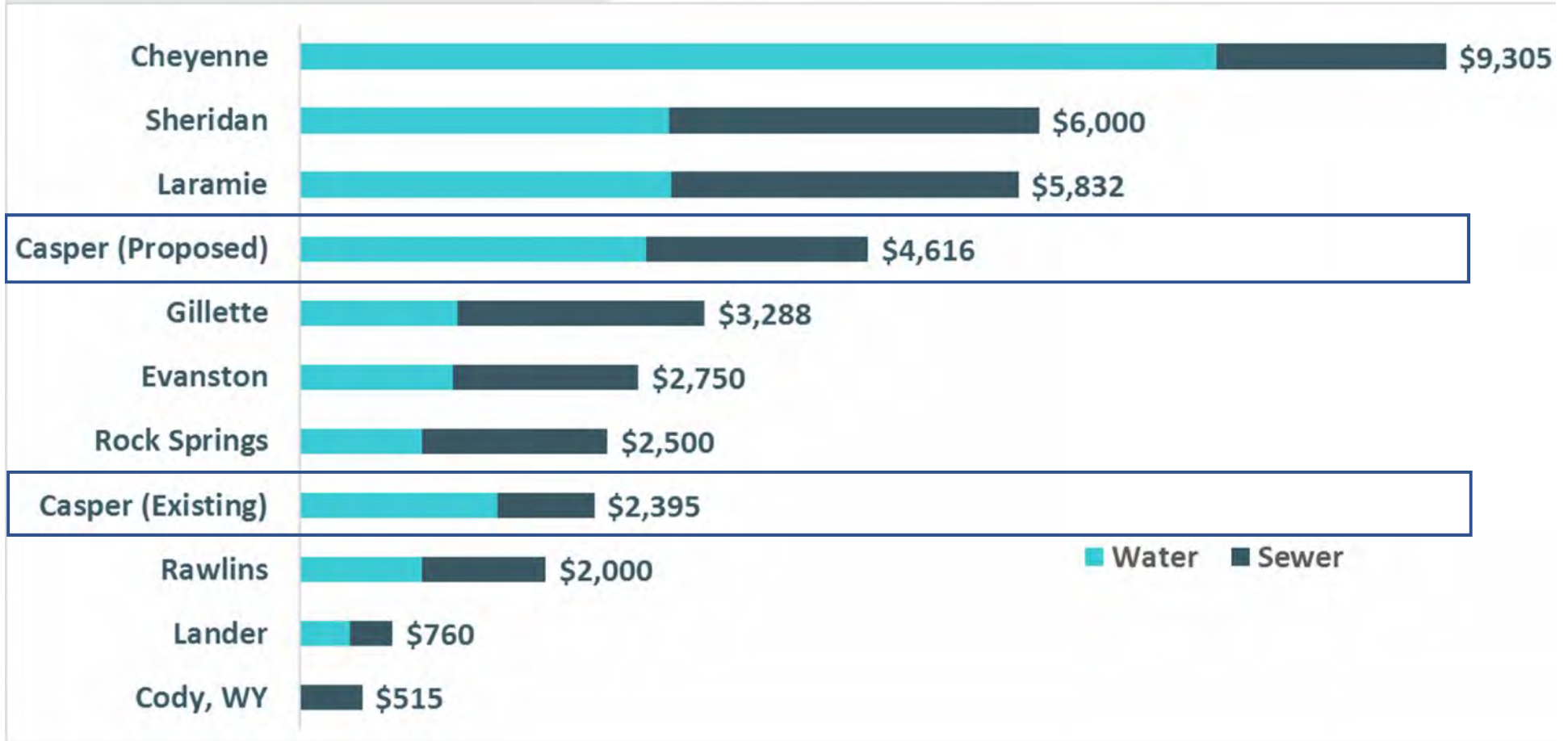
WWTP SIC Schedule

Meter Size (inches)	Meter Capacity Ratio	Existing WWTP SIC	Equity Buy-In Calculated SIC
3/4	1.0	\$500	\$1,516
1	1.6	834	2,426
1 1/2	2.0	1,666	3,032
2	6.4	2,666	9,702
3	12.8	5,049	19,405
4	20.0	10,785	30,320
6	40.0	24,759	60,460
8	64.0	45,700	97,024



SICs – Utility Survey

¾” Inside City Single Family Connection



*Average water SIC is \$2,301. Average sewer SIC is \$1,615.

**Proposed Casper SICs include proposed CWRWS fee of \$1,869.

***Cody does not charge a water SIC.






Raftelis is a Registered Municipal Advisor within the meaning as defined in Section 15B (e) of the Securities Exchange Act of 1934 and the rules and regulations promulgated thereunder (Municipal Advisor Rule).

However, except in circumstances where Raftelis expressly agrees otherwise in writing, Raftelis is not acting as a Municipal Advisor, and the opinions or views contained herein are not intended to be, and do not constitute “advice” within the meaning of the Municipal Advisor Rule.

April 10, 2018

MEMO TO: J. Carter Napier, City Manager 
FROM: Jolene Martinez, Assistant to the City Manager
SUBJECT: Wyoming Association of Municipalities Membership

Meeting Type & Date

Council Work Session April 24, 2018

Action Type

Direction

Recommendation

No recommendation

Summary

The Wyoming Association of Municipalities is a non-profit, non-partisan association that provides federal and state advocacy; municipal governance training and information; and networking on behalf of 99 incorporated Wyoming cities and towns. WAM was informally formed in 1928 and incorporated in 1967. According to all found records, there has never been a time when Casper was not a member. Casper's elected officials and staff are actively involved with WAM and rely on its services, especially advocacy with the Wyoming legislature. WAM is taking the lead on the critical municipal funding issue and has produced two municipal finance reports that are providing a framework for continued dialog with the state legislature.

Financial Considerations

The FY18 membership cost was \$43,981.10. FY19 membership cost is projected to be close to static.

Oversight/Project Responsibility

Carter Napier, City Manager

Attachments

None

April 10, 2018

MEMO TO: J. Carter Napier, City Manager *JCN*
FROM: Jolene Martinez, Assistant to the City Manager
SUBJECT: Casper Area Economic Development Alliance

Meeting Type & Date

Council Work Session April 24, 2018

Action Type

Direction

Recommendation

No recommendation

Summary

Council requested an opportunity to discuss Casper Area Economic Development Alliance (CAEDA). CAEDA provides economic development services to Casper and Natrona County. Casper's initial investment was a membership fee in 1986 of \$50,000. In 1987, the Casper Area Economic Development Joint Powers Board (EDJPB) was formed by the City and the County for the purpose of providing "an efficient, orderly, economical and feasible method of jointly financing and administering an Economic Development Program." At that time, Casper and Natrona County both established the Optional One Percent Sales Tax as the funding source, and funding was separately dedicated to operational costs of EDJPB and to economic development activities with the stipulation that both the City and the County would give "specific approval in each case" to economic development projects. Optional One Percent Sales Tax remained the funding source until FY16 when one percent of the City's Rocky Mountain Power Franchise Fee was earmarked for economic development and Natrona County earmarked the "transfer of all recapture revenues received from the Elkhorn Rehabilitation Hospital lease and rail car fees from Bishop Rail Park" to EDJPB operations. See the attached Amendment No. 6 Joint Powers Agreement City of Casper-Natrona County Casper Area Economic Joint Powers Board.

The inserted table summarizes five years of CAEDA funding from the City.

FISCAL YEAR	FUNDING AMOUNT	FUNDING SOURCE
2014	400,000	1%#14
2015	\$400,000	1%#14
2016	\$412,000	1% RMP FRANCHISE FEE
2017	\$416,120	1% RMP FRANCHISE FEE
2018	\$420,281	1% RMP FRANCHISE FEE

Financial Considerations

The FY18 CAEDA contribution is \$420,281. FY19 is scheduled by contract to be \$424,848.

Oversight/Project Responsibility

Carter Napier, City Manager

Attachments

Amendment No. 6 Joint Powers Agreement City of Casper-Natrona County Casper Area
Economic Joint Powers Board



**AMENDMENT NO. 6
JOINT POWERS AGREEMENT
CITY OF CASPER-NATRONA COUNTY CASPER AREA
ECONOMIC DEVELOPMENT JOINT POWERS BOARD**

WHEREAS, on February 17, 1987, the City of Casper, Wyoming, a municipal corporation, and Natrona County, a body corporate and political subdivision of the State of Wyoming, entered into a joint powers agreement establishing the City of Casper-Natrona County Casper Area Economic Development Joint Powers Board; and,

WHEREAS, said agreement was approved by the Attorney General for the State of Wyoming on March 31, 1987, and filed with the Secretary of State for the State of Wyoming on March 31, 1987; and,

WHEREAS, on February 20, 1996, Amendment Nos. 1 and 2 to the joint powers agreement were entered into by the City of Casper, Wyoming, a municipal corporation, and Natrona County, a body corporate and political subdivision of the State of Wyoming; and,

WHEREAS, Amendments Nos. 1 and 2 were approved by the Attorney General for the State of Wyoming on April 25, 1998 and filed with the Secretary of State on May 8, 1996; and,

WHEREAS, on August 6, 2002, Amendment No.3 to the joint powers agreement was entered into by the city of Casper, Wyoming a municipal corporation, and Natrona County, a body corporate and political subdivision of the State of Wyoming; and,

WHEREAS, Amendment No. 3 was approved by the Attorney General for the State of Wyoming on August 30, 2002, and filed with the Secretary of State on September 9, 2002; and,

WHEREAS, on March 19, 2009, Amendment No. 4 to the joint powers agreement was entered into by the City of Casper, Wyoming, a municipal corporations, and Natrona County, a body corporate and political subdivision of the State of Wyoming; and,

WHEREAS, Amendment No. 4 was approved by the Attorney General for the State of Wyoming on May 3, 2009, and filed with the Secretary of State on May 14, 2009; and,

WHEREAS, on September 17, 2011, Amendment No. 5 to the joint powers agreement was entered into by the City of Casper, Wyoming, a municipal corporations, and Natrona County, a body corporate and political subdivision of the State of Wyoming; and,

WHEREAS, Amendment No. 5 was approved by the Attorney General of the State of Wyoming on September 17, 2011, and filed with the Secretary of State on September 17, 2011; and,

WHEREAS, it is desirable and appropriate for the parties to enter into this Amendment No. 6 to said Joint Powers Agreement.

NOW, THEREFORE, BE IT HEREBY AGREED, by and between the City of Casper, Wyoming, and the County of Natrona, in the State of Wyoming that the parties' agreement of February 17, 1987, as amended by the Amendment Nos. 1,2,3,4 and 5 be amended to include the following new paragraph at the end of subsection 5.1:

5.1 The City of Casper has earmarked the sum of at least four hundred twelve thousand dollars (\$412,000) beginning in fiscal year 2016 with an escalation of 1% per fiscal year thereafter through fiscal year 2025 from its share of the Rocky Mountain Power Franchise Fee set aside for economic development on the following amortization:


<u>Year</u>	<u>Fiscal Year</u>	<u>Amount</u>
1	2016	\$ 412,000
2	2017	\$ 416,120
3	2018	\$ 420,281
4	2019	\$ 424,484
5	2020	\$ 428,729
6	2021	\$ 433,016
7	2022	\$ 437,346
8	2023	\$ 441,720
9	2024	\$ 446,137
10	2025	\$ 450,598

PROVIDED HOWEVER, the City obligation to fund the 1% escalation each year be limited to the full 1% or maximum amount available to the City from its share of the Rocky Mountain Power Franchise Fee attributable to each fiscal year, but in no case, less than the previous year's sum.

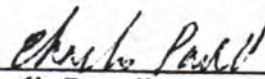
Natrona County has earmarked the transfer of all recapture revenues received from the Elkhorn Rehabilitation Hospital lease and the rail car fees from Bishop Rail Park to the Casper Area Economic Development Joint Powers Board as consideration for JPB providing and administering an Economic Development Plan.

The aforementioned sums have been appropriated by budget resolution to the Casper Area Economic Development Joint Powers Board by the County, and by this amendment, will be appropriated to the Casper Area Economic Development Joint Powers board by the City of Casper.


ATTEST:



CITY OF CASPER, WYOMING
A Municipal Corporation

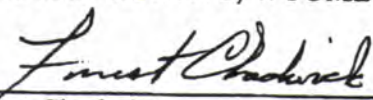

Charlie Powell
Mayor

ATTEST:


Renea Vitto
County Clerk
My term of office expires
January 7, 2019




NATRONA COUNTY, WYOMING


Forrest Chadwick
Chairman (4/7/15)

APPROVAL BY THE ATTORNEY GENERAL

In accordance with Wyoming Statute § 16-1-105(a)(ii), the Wyoming Attorney General has reviewed the Amendment No. 6 to the Joint Powers Agreement for the City of Casper-Natrona County Casper Area Economic Development Joint Powers Board, and determined that the document is compatible with the laws and constitution of the State of Wyoming. The approval of the document by the Attorney General is limited to the terms and conditions of the document itself, and the approval does not extend to any individual project nor the financing of any individual project contemplated under these documents.

Approved this 15th day of May, 2015.

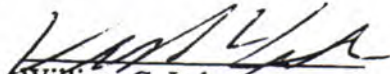


Peter K. Michael, Attorney General
State of Wyoming

APPROVAL AS TO FORM

I have reviewed the attached *Amendment No. 6 Joint Powers Agreement City of Casper-Natrona County Casper Area Economic Development Joint Powers Board* and approve it as to form on behalf of the City of Casper, Wyoming.

Dated: March 12, 2015.


William C. Luben
City Attorney